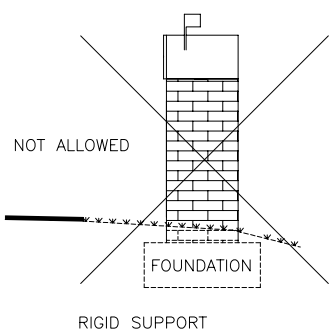


SWALED ROADWAY SECTIONS

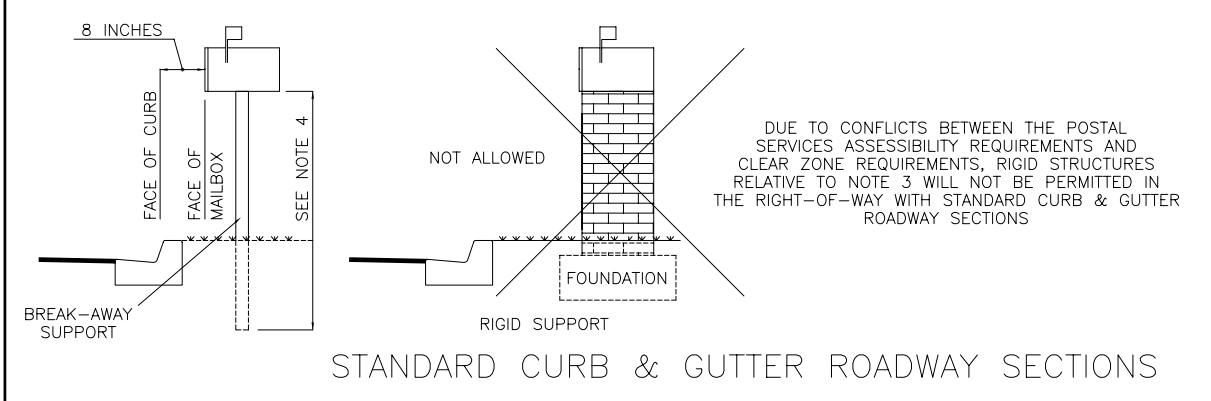
GENERAL NOTES:

1. THE LOCATION AND CONSTRUCTION OF MAILBOXES SHALL CONFORM TO THE RULES AND REGULATIONS OF THE UNITED STATES POSTAL SERVICE AS MODIFIED BY THIS DESIGN STANDARD.
2. 4 INCH x 4 INCH WOOD SUPPORT POSTS, 2 INCH DIAMETER SCHEDULE 40 STEEL PIPE, FLANGED CHANNEL SUPPORT POSTS, AND RELATED SUPPORT STRUCTURES MEETING THE REQUIREMENTS OF THE FDOT ROADWAY AND TRAFFIC DESIGN STANDARDS INDEX NO. 532 (LATEST EDITION) WILL NOT REQUIRE A RIGHT-OF-WAY PERMIT AS LONG AS PLACEMENT WITHIN THE RIGHT-OF-WAY MEETS THE STANDARDS SHOWN AT LEFT.
3. CONCRETE, BLOCK, BRICK, STONE OR OTHER RIGID FOUNDATION STRUCTURE OR ENCASMENT (ABOVE OR BELOW GROUND) WILL NOT BE PERMITTED WITHIN THE CLEAR ZONE OF ANY COUNTY RIGHT-OF-WAY. THESE TYPE SUPPORT STRUCTURES SHALL BE CONSIDERED A ROADWAY SAFETY HAZARD AND MUST MEET CLEAR ZONE REQUIREMENTS BASED ON CRITERIA CONTAINED IN THE FDOT MANUAL OF UNIFORM STANDARDS. USE OF THESE STRUCTURES WITHIN ANY COUNTY RIGHT-OF-WAY WILL REQUIRE AN APPLICATION FOR RIGHT-OF-WAY PERMIT AND APPROVAL BY THE PUBLIC WORKS DEPARTMENT PRIOR TO PLACEMENT WITHIN COUNTY RIGHT-OF-WAY.

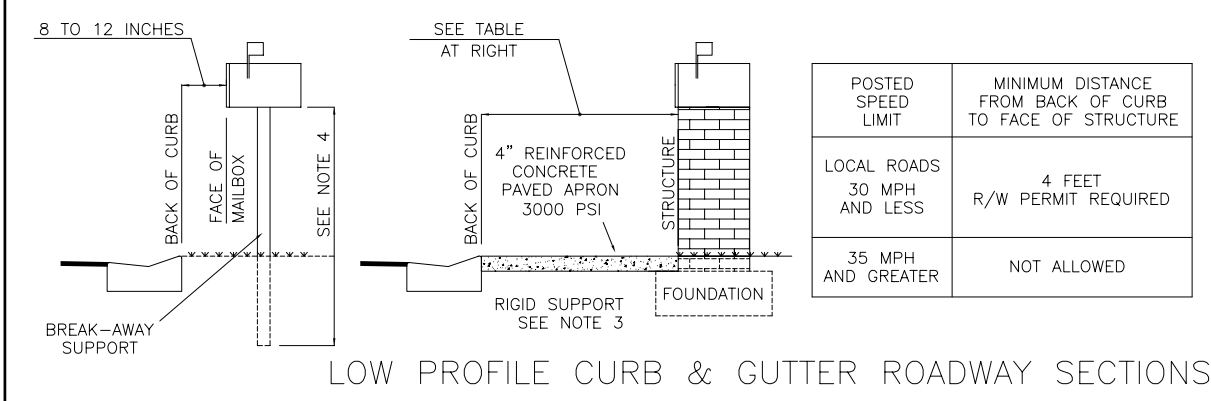


THESE STANDARDS MUST ALSO APPLY TO PRIVATELY OWNED ROAD RIGHT-OF-WAY FOR THE PROTECTION OF THE HEALTH, SAFETY AND WELFARE OF THE TRAVELING PUBLIC.

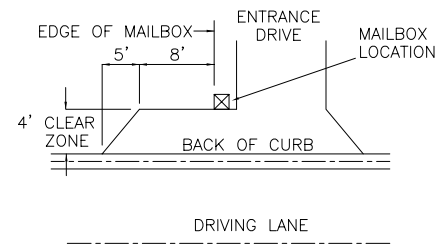
4. THE BOTTOM OF ALL MAILBOXES SHALL BE SET AT A HEIGHT OF 40 TO 44 INCHES FROM THE GROUND LINE OR AS REQUIRED BY THE POSTAL SERVICE. MAXIMUM EMBEDMENT DEPTH FOR SUPPORT STRUCTURE MEETING ITEM 2 ABOVE SHALL BE 24 INCHES.
5. FAILURE TO COMPLY BY THE STANDARDS SHOWN HEREON SHALL RESULT IN IMPLEMENTATION OF CODE ENFORCEMENT PROCEDURES.
6. THE APPROACH TO THE MAILBOX MUST BE CLEAR OF ALL OBSTRUCTIONS TO ALLOW SAFE ACCESS FOR DELIVERY. IF U.S. POSTAL SERVICE EMPLOYEES ARE IMPEDED IN REACHING A MAIL RECEPTACLE, THE POSTMASTER MAY WITHDRAW DELIVERY SERVICE.



STANDARD CURB & GUTTER ROADWAY SECTIONS



LOW PROFILE CURB & GUTTER ROADWAY SECTIONS



PAVED APRON DETAIL  
(LOCAL ROAD - 30 MPH AND LESS ONLY)

ROADWAY AND DRAINAGE STANDARDS  
PUBLIC WORKS DEPARTMENT  
ENGINEERING DIVISION  
ST JOHNS COUNTY

REVISION DATES	

MAILBOX PLACEMENT  
WITHIN ROAD RIGHT-OF-WAY

DETAIL NO. 116A  
DWG: D116A\_\_\_.DWG  
ADOPTED: 6/25/96